



**ROLLER SHUTTER DOORS & WINDOWS**

**ROOFING / STEEL BUILDINGS / GARAGE DOORS**

Contact us now for more information on Thailand +66 81 813 0094 or visit us at <http://www.kssthailand.com>

<http://www.kssthailand.com>



KSS is a Thai / UK joint venture and has been involved in the manufacturing of Roller Shutters for over 25 years. Items are manufactured in Thailand to European standards and we provide top quality products at competitive prices . Each item must pass our quality control process before reaching our customers to ensure only the best is sold.

We understand that price is not the only important factor and with KSS you know you are receiving a high quality, reliable product as well as great after sales support.

Our engineers and installation team are always happy to work with you on any project to ensure the right item is selected and everything fits as designed.

We have developed a product range which provides modern, stylish designs as well as up to date technology and controls.

When you choose KSS you have quality and peace of mind.

We look forward to supplying you with our quality products.



**If you find a better price we will beat it Guaranteed!**  
Terms & Conditions Apply



# Product Range



## Domestic Roller Shutters

High quality, lightweight, modern Aluminium shutters ideal for condominium, villas and properties where style is important. Daylight saving, antitheft and obstacle protection features.



## Window Shutters

Aluminium window shutters and optional mosquito nets all in one. Fashionable style with multifunction protection. Secure and Safe



## Adjustable Slat Shutters

NEW Roller Shutters with adjustable slats. Only available from our company. The security of a roller shutter with the options of a louver.



## Storm Shutters

Protect your home from the elements. Tough, durable shutters to withstand some of Asia's harshest storms.



## Commercial Shutters

Stylish shutters and grills ideal for commercial properties. Both internal and external applications. Alarmed and Antitheft features available.



## Industrial Shutters

Strong, durable shutters ideal for large properties. Motorized, Chain assisted and Manual options available.



## High Speed Shutters

High speed shutters in a variety of materials. Ideal for warehousing and storage units.



## Fire Retardant Shutters

When safety is crucial. Fire retardant shutters for all applications.



## Security Grilles

Ideal for commercial premises or situations when a stylish open shutter is required. Full grills of partial grills available.



## Horizontal Shutters / Shades

The ultimate luxury, modern stylish horizontal shutters ideal for shading or creating enclosed spaces.



## Garage Doors

Elegant doors for all purposes. Roller Shutter or Sectional Garage Doors. Ideal for residential or commercial use.



## Steel Gates

Custom made gates available in stainless or standard steel.



## Steel Buildings

Custom made steel buildings. Warehousing, Self Storage, Factories and more.



## Roofing

Sheet metal and fiberglass roofing for a number of applications.



## Home Automation

Forgot to close the shutters! Don't worry with the home automation systems you can control your door and window shutters from anywhere in the world all on your smartphone or PC



## Motors / Parts / Supplies

Gate Motors, Roller Door Motors, Springs, Spare Parts, Door Profiles and more.

# Domestic Roller Shutters

We have a full range of domestic shutters for doors and windows available in steel or aluminum. All aluminium roller shutter profiles are made from high grade aluminium alloy with excellent powder coating which is guaranteed to withstand the elements for a minimum of 10 years. Shutters are available in a choice of Powder Coated or Anodized Aluminium or Pre Painted Galvanized Steel as well as with or without foam insulation.

We know that style and decoration is also important in any design and our shutters are the ONLY shutters which have the option of a unique DECORATIVE TRIM system. Each shutter is available in our range of standard colours or can be made to your specific colour according to the international RAL Colour Codes.



Our shutters are strong and durable and are an ideal choice for both privacy as well as security.

Shutters can be controlled in a number of ways which include manual operation, crank handle, internal switch, remote control or even via a smart phone or PC. We have a number of options which can be added for additional security and safety which includes Anti Theft sensors, Anti Lift Alarms, Obstacle Protection, Fire Sensors and more.

Shutters are easy to install and can be fitted to the interior or exterior of your property or even built into ceilings and walls if required. Installation requires small fixing holes and a power outlet. We also offer our premium range of Solar Powered shutters which ensure minimal cost for operation.

Our shutters offer a Stylish, Modern Design to enhance your property, improve security and provide peace of mind.



1. Aluminium is an ideal material for use in components that are exposed daily to the weather and need to remain lightweight but strong

2. Furthermore you can save heating or cooling costs by using insulated shutters on your property. Due to the air cushion between the roller shutter and the window, the windows insulation is improved by up to 45% enabling you to make heating and cooling savings.

3. Aluminium is corrosion resistant and all our shutters have been powder coated with top quality paints which will not fade in the sunlight. Whether by the ocean or in extreme hot or cold our shutters remain in top condition.

4. Shutters offer a higher level of security and are a good deterrent against potential theft and burglary. Not only that but shutters provide a level of privacy and can be used to section off areas when required. With our additional security sensors you can have peace of mind when leaving your home unattended.



Contact us now for more information on Thailand +66 81 8130094 or visit us at <http://www.kss-thailand.com>





## "Modern, Stylish Designs"

Options	Aluminium Shutters	Steel Shutters
Slat Heights :	33mm, 37mm, 39mm, 49mm, 55mm 65mm, 77mm, 100mm	60mm, 65mm, 75mm, 100mm
Column Sizes :	53mm, 60mm 70mm, 80mm, 90mm, 95mm, 100mm	45mm, 50mm, 70mm 105mm
Anti Corrosion Treatment :	Yes	Yes
Standard Colours :	White, Brown, Black	Beige, Grey, White, Stainless
Special Colours :	According To RAL Code	According To RAL Code
Operation :	Manual / Crank / Motorized -Tubular or Side	Manual / Chain / Motorized
Anti Noise Inserts :	Yes - Foam & Rubber	Yes - Plastic
Fire Retardant :	Yes - Optional	Yes - Optional
Foam Insulation :	Yes - Optional	Yes - Optional
Daylight Saving Mode :	Yes - Optional	No
2 Step Operation :	Yes - Optional	No
Integrated Mosquito Screen :	Yes - Optional	No
Anti Theft Sensor :	Yes - Optional	Yes - Optional
Obstacle Protection :	Yes - Optional	Yes - Optional
Smartphone Control :	Yes - Optional	Yes - Optional

\*For Full Options And Specifications Please See Shutter Guide At The End Of The Brochure



Contact us now for more information on Thailand +66 81 813 0094 or visit us at <http://www.kssshailand.com>

# Window Roller Shutters



Our window shutters are an ideal addition to any property and provide increased security and privacy.

Shutters are fully motorized and can be controlled via remote control, internal switch or even smartphone and PC. Shutters can be fitted with additional sensors such as automatic sun detection to lower when too bright, anti lift and tamper switches. Our unique Daylight Saving Mode enables shutters to be closed fully and still allow light through.

Window shutters can be installed internally or externally and fit almost any opening. Our Shutters have a full range of trims and accessories which can be fitted to your shutters to blend into building designs.

## Increased Protection

During high winds, rain, snow or hail roller shutter are an ideal protection against the elements.

Shutters offer increased privacy to any room. Simply lower the shutter to keep prying eyes out.

Shutters also provide additional protection against solar radiation, insects and can improve a rooms thermal insulation.

## Daylight Saving Mode

Our unique Daylight Saving Mode also enables you to close the shutters 90% and allow light to still enter the room.

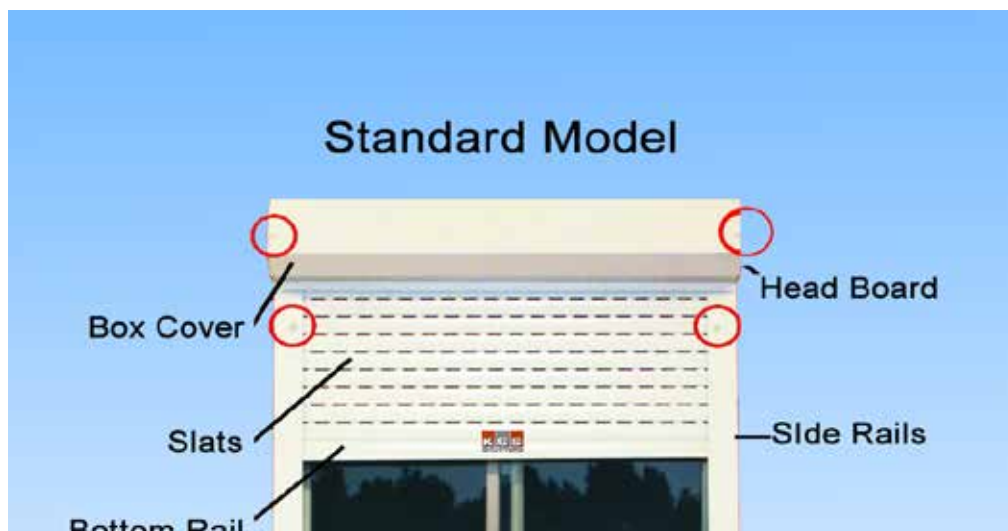

Many other shutters simply open and close which means once down the room is very dark, With Daylight saving mode shutters you can make full use of the privacy and protection and still have natural daylight.

## Obstacle Protection.

Our shutters have a range of sensors which can be fitted to detect obstacles. If the shutter is closing and an object is left under the shutter it will stop automatically to ensure no damage is done to both the shutter and your possessions.

## Mosquito Screen

Our premium window shutters can also incorporate a mosquito screen into the shutter which can be controlled independently from the Roller Shutter.




## Modern Stylish Designs

Our Shutters are lightweight, stylish in design to enhance any property and can be hidden in walls or behind pelmets if required.

## Full Range Of Colours & Effects

We provide a full range of colours for all shutters. As well as our standard range and can match your colour according to the RAL colour codes. We also offer WOOD EFFECT and other designs on request.



## Easy To Install

Our Shutters have been designed to install quickly and easily using basic tools. Shutters can be fitted to almost any property within minutes.

Contact us now for more information on Thailand +66 81 8130094 or visit us at <http://www.kssthailand.com>

# Window Roller Shutter Decorative Trims



We provide a wide range of colours and styles for all our shutters. We also provide a range of easy to fit decorative trims which can be placed over the roller shutter boxes to make them more camouflaged.

We have various designs and can even produce trims to your own design on request.


Decorative trims are made from High Grade Fiberglass and can be colour matched to your requirements.

Our trims can be CLIPPED onto the existing shutters and removed easily if you want to change designs in the future.

"Lightweight, Modern  
Window Shutters For Your  
Home"



**[WE WILL NOT BE  
BEATEN ON PRICE]**  
OUR prices are factory direct. If you find a price cheaper let us  
know and we will beat it Guaranteed! Terms & Conditions Apply  
TEL: +66 2 4572928



Options	Aluminium Shutters	Steel Shutters
Slat Heights :	33mm, 37mm, 39mm, 49mm, 55mm 65mm, 77mm, 100mm	60mm, 65mm, 75mm, 100mm
Column Sizes :	53mm, 60mm 70mm, 80mm, 90mm, 95mm, 100mm	45mm, 50mm, 70mm 105mm
Anti Corrosion Treatment :	Yes	Yes
Standard Colours :	White, Brown, Black	Beige, Grey, White, Stainless
Special Colours :	According To RAL Code	According To RAL Code
Operation :	Manual / Crank / Motorized -Tubular or Side	Manual / Chain / Motorized
Anti Noise Inserts :	Yes - Foam & Rubber	Yes - Plastic
Fire Retardant :	Yes - Optional	Yes - Optional
Foam Insulation :	Yes - Optional	Yes - Optional
Daylight Saving Mode :	Yes - Optional	No
2 Step Operation :	Yes - Optional	No
Integrated Mosquito Screen :	Yes - Optional	No
Anti Theft Sensor :	Yes - Optional	Yes - Optional
Obstacle Protection :	Yes - Optional	Yes - Optional
Smartphone Control :	Yes - Optional	Yes - Optional

\*For Full Options And Specifications Please See Shutter Guide At The End Of The Brochure

Contact us now for more information on Thailand +66 81 813 0094 or visit us at <http://www.kss thailand.com>



# Roller Shutters With Adjustable Slats

NEW to Thailand and manufactured by our company these Roller Shutters combine the functions of a traditional Roller Shutter with an Adjustable Louver. These Roller Shutter Louvers allow you to have the security and protection of a traditional shutter and also change the function to a louver to allow light and air into the room.



## "A Roller Shutter With Adjustable Slats"



Close the Roller Shutter Louver the same way a standard roller shutter operates



Fully closed the shutter provides excellent privacy and security.



The shutter slats can then be OPENED like a standard louver to provide light and air flow.



Slats can be opened and closed by remote control. All slats are adjustable by 110 degrees.



Our Brand new Roller Shutter with Adjustable Slats is a unique product which combines the security of a roller shutter and the benefits of a louver.

The sleek, modern design is ideal for situations where security and practicality are required without compromising style and design.

The Adjustable slats can be opened up to 110 degrees and all operations are controlled by a simple remote control. All operations are smooth and silent.

Our Roller Shutter Louver can be installed into almost any property and is simple to fit. Once installed the Roller Shutter Louver does not require any maintenance and comes with a full warranty.



## "Sleek Modern Designs To Compliment Your Property"





The Roller Shutter Louver allows you to adjust slats to the desired position to allow light and air to enter the room.

Roller Shutter Louvers are ideal for installations which require a flexible solution as well as security.


The Roller Shutter Slat is manufactured in High Grade Aluminium and all parts have been carefully designed to provide reliable, quiet operation.

Our Roller Shutter Louvers are made in Thailand and come with our unique Warranty.

"Available in our Special Range Of Colours or Wood Effect"



**If you find a better price we will beat it Guaranteed!**  
Terms & Conditions Apply



"High Quality Design With Full Warranty"



#### **Choose Your Colour & Style.**

Our Roller Shutter Louvers are available in a range of standard colours and designs including the unique wood effect. If you have a special requirement we can also produced in any colour you require according to the international RAL Colour Guide.

Contact us now for more information on Thailand +66 81 813 0094 or visit us at <http://www.kss-thailand.com>

# Storm Shutters

Our Storm Shutters are an ideal addition to your property and help protect your home from serious damage during extreme weather.



## Protect Your Home

Coastal dwellers know there is nothing more beautiful than the view of the ocean but they also know the awesome power of the sea and strength of the winds coming across this flat open area.

Hurricanes can cause immense damage, with strong winds, flying debris and rain all threatening your home. Windows can shatter and water blown into your property ruining things in minutes.

## Tough Durable Material.

Our shutters are made from extra thick Aluminium or Galvanized Steel to withstand increased pressure. Our storm shutters are tough and durable to ensure maximum protection.

Our Storm shutters can be fitted to almost any home within a matter of hours and are a worthy investment, giving peace of mind, reducing the risk of damage and in some cases reducing insurance premiums

## Remote Control From Anywhere.

If you are away from home and realize your property may be threatened, we have the perfect solution.

Our shutters can be connected to our home automation system and controlled by PC or Smartphone over the internet. Simply log into the control panel and you can raise or lower the shutters from any location.

# "Storm Shutters Provide Effective Protection From Weather or Theft"



Contact us now for more information on Thailand +66 81 8130094 or visit us at <http://www.kssthailand.com>



# Commercial Roller Shutters

Our commercial shutters are available in Colour Coated Galvanized Steel or Aluminium and are ideal for shop houses, small warehouses and other commercial premises.



## Strong Durable Doors.

Crime and vandalism is on the increase and it is more and more important to protect your premises to avoid costly repairs and theft.

Our commercial doors provide increased security and peace of mind. We have a range of doors manufactured from either high grade Aluminium, Pre Painted Galvalume (PPGL), Pre Painted Galvanized Steel (PPGI) or Stainless Steel.

The doors can be installed to the interior, exterior or center of an opening and operated manually, by chain or fully motorized.

Doors are available in a variety of colours and styles from fully enclosed slats, partially open slats, a mixture of both or fully open slats.

Doors can also incorporate vents to prevent the doors from rattling during high winds and all doors are fitted with an internal seal for quieter operation.

## Manual, Spring Assisted & Motorized.

Doors are available in various operation styles, Manual, Spring Assisted, Chain Assisted or Fully Motorized.

Motorized doors come complete with 2 remote key fobs and optional internal and external key switches or push buttons.

All doors can be manually opened or closed in the event of a power cut.

## "Aluzinc, Galvanized, Stainless or Aluminium Shutters Ideal For Commercial Use"



Doors are available in a wide selection of colours and patterns and can be blended in to your property. If you have a preferred colour then we can match your selection on request.



Contact us now for more information on Thailand +66 81 813 0094 or visit us at <http://www.kss-thailand.com>

# Industrial Roller Shutters

Our industrial doors are available in Steel or Aluminium and are ideal for warehouses, factories, hangars and other large premises. Widths can be from 5m to over 20 meters



## Quality & Reliability.

An industrial roller shutter door is important to any industry regardless of its size to provide additional security and safety. We aim to offer the best industrial roller shutter doors at the best available in Thailand. Our highly competitive pricing policy and commitment to the highest quality doors ensures you have peace of mind and value for money.

Industrial Roller Shutter Doors offer the neatest possible solution to securing most openings and can be fitted to almost any building. We provide a full range of industrial doors for openings from 1m to over 25m.

We have been manufacturing doors for over 25 years and have staff experienced in both the technical and

installation aspects who can advise you on the correct specification to suit your individual needs. Over the years, we have learnt what makes an effective, reliable shutter door and ensure our doors are designed to match your requirements.

## Durable Material.

Our Industrial doors are available both insulated and Non Insulated and are manufactured from

High Grade Colour Coated Galvanized Steel or Double Layer Aluminum to ensure no rust appears and provide a tough, durable door.

Doors are fully motorized with Remote Control or Chain Operated and can be fitted with a number of sensors and safety devices such as Audible Opening Alarms, Obstacle Protection, Safety Cut Outs and more.



## "Tough, Durable Doors With Anti Corrosion Treatment"



**Safety Sensors & Additional Options Available For All Doors**

Contact us now for more information on Thailand +66 81 8130094 or visit us at <http://www.kssthailand.com>



# High Speed Roller Shutters

Our high speed doors are available in Steel, Aluminium or PVC and are ideal for warehouses, factories, hangars and other large premises where rapid access is required. Widths can be from 5m to over 20 meters



## High Speed Access.

We offer a comprehensive range of high speed roller and high speed insulated doors for internal and external installations.

## Save Energy & Reduce Contamination.

Air leakage in industrial premises is a costly expense and ensuring you

have the correct doors in operation is critical to reduce energy costs. The High speed automatic opening and closing of these rapid roll doors will provide valuable energy saving by maintaining the internal room temperature and also reduce contamination from airborne pollution and ingress

of insects and vermin, essential in controlled warehouses and buildings.

With a travel speed of up to 3 metres a second with some doors the operation cycle can be completed in a very short time, keeping the inside atmosphere as stable as possible all year round.

## Access Control.

Access control can be with remote control, radar sensors, ground loops, push button, key cards, digital code pads, finger readers and other devices to suit your individual needs in the warehouse or factory.



## "Reduce Energy And Maintain Room Climate With High Speed Doors"



If you find a better price we will beat it Guaranteed!  
Terms & Conditions Apply



Contact us now for more information on Thailand +66 81 813 0094 or visit us at <http://www.kssthailand.com>

# Fire Retardant Roller Shutters

Our high speed doors are available in Steel, Aluminium or PVC and are ideal for warehouses, factories, hangars and other large premises. Widths can be from 5m to over 20 meters

We manufacture a range of both Insulated and non Insulated Fire Resistant Roller Shutters. We provide both Aluminium and Steel Single and Double layer doors.


Our most popular steel doors are manufactured in accordance with A.S.1905.2-2005 and are can be rated up to a maximum of 4 hours e.g. a four hour "Fire Resistant Level" (FRL) would be -/240/- or -/240/0

Constructed from curled interlocking galvanized steel laths with steel end locks, these doors have fire ratings ranging from 2 – 4 hours. They are ideally suited for the protection of large external building access areas and internal building compartment walls to confine an outbreak of fire to the smallest area.

In the event of a fire, any Fire Resistant Roller Shutter that has been left in the open position is automatically closed by a thermally actuated thermal link mechanism. When the temperature of the fusible link reaches a pre-determined temperature, it activates, to rapidly close the roller shutter. Fire Resistant shutters are one of the most effective methods of resisting the intense heat applied to one side of a large area door to the other, without excessive distorting and without affecting the fire integrity of the door.



## "Fire Doors Manufactured To International Standards with 2, 3 or 4 hour Fire Resistant Level (FRL)"



The safety of any individual is paramount and when designing a building it is important to consider fire precautions seriously.

Fires cause a huge amount of damage to both property and goods and one of the most common areas for fire spreading is open doorways and poor fire barriers.

By using automatic fire doors you can help ensure your property is protected in times of danger.

Our Roller Shutter Doors are designed to withstand temperatures of up to 1100 degrees centigrade and provide an essential barrier against fire spreading.

### BENEFITS



- Made In Thailand
- Reduces Fire Spread
- Fire Rated For Two-Four Hours
- Fully Automatic Closing Or Manual
- High Grade Steel Construction
- Saves Lives and Products

Slat Material:	Electro Galvanised Steel, Stainless Steel & Colour-bonded Steel
Finishing:	Electro Galvanised, Powder Coated
Type of operation:	Automatic Closing. Motorized Operation (with manual operation). Manual Chain Block Operation
Maximum Span:	(H) 7m x (L) 14m
Time Taken to descend:	<30s

Contact us now for more information on Thailand +66 81 8130094 or visit us at <http://www.kssthailand.com>



# Security Grilles

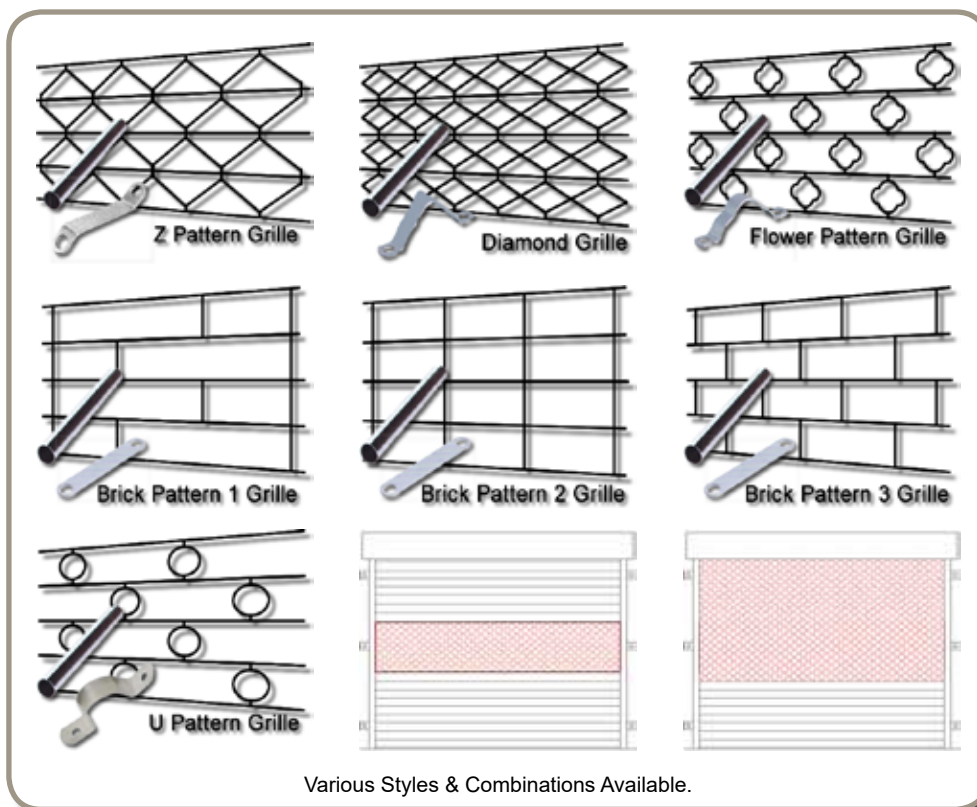
Our high speed doors are available in Steel, Aluminium or PVC and are ideal for warehouses, factories, hangars and other large premises. Widths can be from 5m to over 20 meters



Security grilles provide an array of attractive solutions for a variety of retail, commercial and industrial applications and provide security, ventilation and visibility. Grilles are available in a number of patterns and are available in both manual and motorized versions. Constructed of aluminum, stainless or galvanized steel these grilles can

be installed internally or externally to most properties and are designed for durability and easy operation. Our comprehensive line of security grilles affords both reliability and peace of mind and our price guarantee ensures you get the best deal every time.

## "Security Roller Grilles Provide Security, Visibility & Ventilation"



**If you find a better price we will beat it Guaranteed!**  
Terms & Conditions Apply

Contact us now for more information on Thailand +66 81 813 0094 or visit us at <http://www.kssthailand.com>

# Steel Shutters



KSS shutter are suitable for both door and window installation and available in both Manual and Motorised version. They provide a tough durable security solution for domestic and commercial properties.

Our slats and guides are manufactured from high quality PPGL (Prepainted Galvalume Steel) with a final polyester (PE) paint coating according to international standard JIS 3312 to ensure the finest quality is maintained.

Shutters and guides are available in a range of thicknesses and colours according to the customers requirements. Our standard sizes are listed in the following tables.


Door guides are available in plain galvanised finish or painted finish. We also provide the option of having a removable plastic insert or moulded non removable rubber insert which reduces noise and provides a smoother operation.



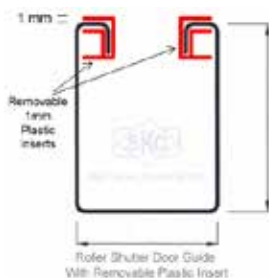
Standard Galvanised Guide




Roller Shutter Door Guide  
No Plastic Insert



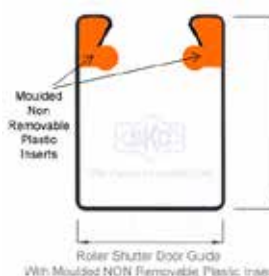
Standard Galvanised Guide With Removable Plastic Insert



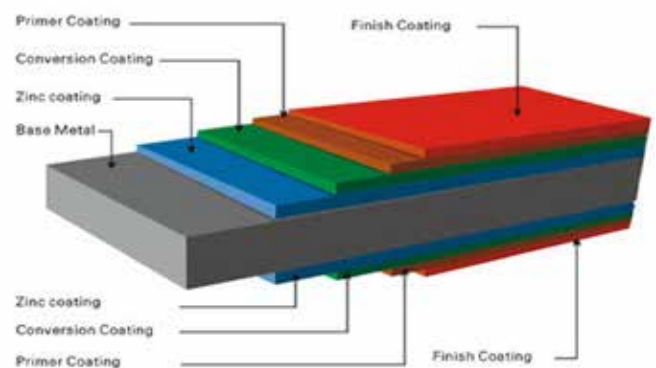
Roller Shutter Door Guide  
With Removable Plastic Insert



Door Guide With Moulded Rubber Insert



Roller Shutter Door Guide  
With Moulded NON Removable Plastic Insert



Steel Coating To JIS Standards

Door guides are available in a variety of sizes and thicknesses. Please contact us for a full size list and prices

### Door Guide Standard Sizes

40mm x 45mm
42mm x 50mm
62mm x 70mm
Special Colours Available

Other Sizes also available. Please ask for full details



## Roller Shutter Door Parts - Door Guides & Slats



Plain Style Slats



Wind Hole Style Slat



Ripple Style Slat



Perforated Style Slat



Single Ridge Style Slat



Single Ridge Style Slat



Single Ridge Style Slat



Single Ridge Style Slat

KSS Door slats are manufactured from quality PPGL (Pre Painted Galvalume Steel according to JIS Standard 3312. Slats are available in a number of thicknesses and widths are categorised in three sizes Standard, Large and Jumbo.

All sizes are available in Plain, Single Ridged, Double Ridged, Patterned or Perforated. Our most common Slats are available in our standard Beige or Grey or according to the international RAL Colour guide.



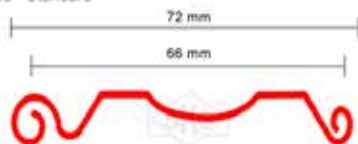
Door Slat - Patterned - Standard



Door Slat - Plain - Standard



Door Slat - Plain - Large



Door Slat - Double Ridge - Standard



Door Slat - Plain - Jumbo



### Door Slat Sizes Available

Thickness Available	0.30mm 0.35mm 0.40mm 0.60mm 0.90mm 1.00mm & 1.2mm
Sizes Available	Standard, Large, Jumbo
Styles	Plain, Ripple, Single Ridge, Double Ridge, Perforated
Lengths Available	Normally Sold in 5M Lengths but can cut to any length required
Standard Colours Available	Grey or Beige
Special Colours Available	Slats are available in any colour based on the international RAL Colour guide. Special effect patterns are also available. (Minimum orders apply) Please ask for more details

Contact us now for more information on Thailand +66 81 813 0094 or visit us at <http://www.ksssthailand.com>

# Horizontal Shutters & Shading

Our horizontal shutters are fully motorized and are ideal for areas where design and functionality are crucial. The Horizontal Shutters provide an excellent alternative to glass or other materials.



Horizontal shutters are an ideal alternative to glass, plastic or material roofing and can be adjusted instantly to suit your needs. Open or close the roof fully as well as adjust the slates to allow sunlight and airflow through.

## Advantages.

Glass and plastic roofing tend to heat the area underneath while material roofs block the view and direct sunlight. With the adjustable slat horizontal roof you have total flexibility.

## Modern Design.

The new modern design can be incorporated into your building design and creates an attractive addition to walkways, patios and pool areas.

## Silent Operation.

The Horizontal Shutters are fully motorized and operated by remote control or fixed switches. The units can also be connected to a full automation system and controlled by PC or Smartphone as well as sensors which follow the sun



## "Lightweight, Modern Design with Silent Operation"

Horizontal shutters are manufactured from High Grade Aluminum and designed to withstand tough weather conditions. The powder coated aluminum can withstand sea air and will not fade during exposure to the sun.

Roofing is available in a variety of colours and patterns and can be customized to suit your design requirements.



Contact us now for more information on Thailand +66 81 8130094 or visit us at <http://www.kss-thailand.com>





"Fully Retractable and Adjustable with 110 Degrees Of Operation. Can be fitted Horizontally or Vertically "

Shutters can be fitted both Horizontally and Vertically and can be used in locations all year round,

Shutters can be fully closed during rain and intense sunlight to provide a shaded waterproof space below.



"Create Stunning Versatile Areas"



# Garage Doors (Roll Up)

Roll Up style garage doors are an ideal alternative to sectional doors especially if space in the garage is limited. Doors are manufactured from Extruded Aluminium or Colour Coated Galvanized Steel and available in various colours.



## Roll Up Doors.

These doors are an ideal solution for garages where space is limited for the door operation.

The doors roll up vertically above the door opening

and require a clearance of between 200mm and 500mm depending on the door height.

Roll up doors are available in Double Layer Insulated or Non Insulated Aluminium or

single skin Colour Coated Galvanized Steel. All doors are ideal for hot climates and coastal installations and come with our full warranty.

Doors are fully motorized

and come with 2 remote control key fobs. Doors can also be fitted with optional sensors such as obstacle protection, car proximity, tampering alarms and more.




*Roller up doors are available in our standard colour range as well as customized colours on request. Doors are also available in Wood Effect.*



## "Anti Fade & Anti Corrosive To Ensure Long Lasting Appearance"

Our Slats are coated with 2 layer anti fade and abrasive resistant paint as well as anti corrosion to ensure long lasting doors.

Perforated slats for both ventilation and light control.



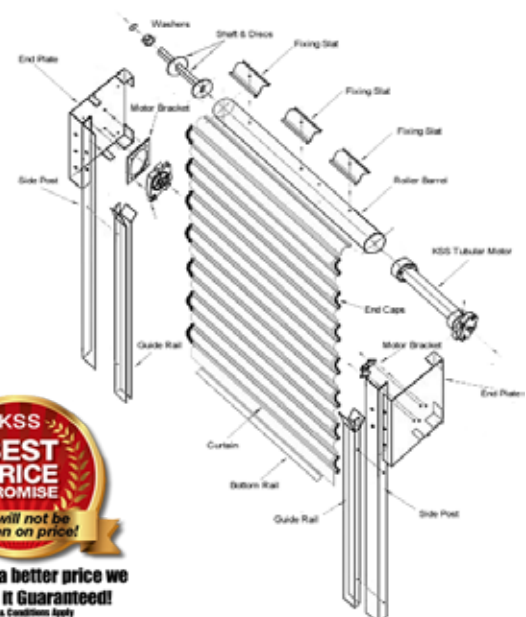
Folded lip provides extra strength and acts as a hinge to aid in smooth operation.

Insulation keeps the room cooler and reduces noise

Side clips added for a smooth, quieter operation.



**If you find a better price we will beat it Guaranteed!**  
Terms & Conditions Apply



Contact us now for more information on Thailand +66 81 813 0094 or visit us at <http://www.kssthailand.com>



# Gates

We provide a full range of manual and automatic gates designed to your specification. Gates are manufactured in Stainless or Standard Steel and can incorporate panels, initials and company logos.



Gates not only add security to your property but they also add style and create an impact on anyone arriving at your premises.

We have a team of fabricators that can create your gates based on

your design or we have a number of standard gates available to choose from.

Gates can be made from Stainless Steel or Standard Steel and can be tubular, square or a combination of both. If you have a

company logo we can also incorporate this into the design.

Gates can also have wooden panels or decorative steel sculptures in the design the choice is yours.

All gates can be hinged or sliding and can be manual or fully motorized. Motorized gate come with remote control key fobs or you can add optional controls such as pressure pads, key pads and auto sensors

## "Fully Motorized Or Manual Gates Made To Your Design"



Contact us now for more information on Thailand +66 81 8130094 or visit us at <http://www.kssthailand.com>

# Steel Buildings

We provide a range of pre fabricated steel buildings ideal for a variety of uses from small workshops to large industrial units. We work with you to ensure the building is designed according to your needs.



A prefabricated building is a type of building that consists of several factory-built components or units that are assembled on-site to complete the unit.

Steel Buildings have many advantages that make them one of the most appealing solutions to needing space. Units can be constructed very quickly which translates to impressive overall cost savings.

From small units to large warehouses our steel structures are an ideal choice. Our team will work with you from the initial design to the final construction and ensure your building is exactly as required.

We handle all aspects of the construction including groundworks, steel supplies, building erection, water supply, electrical systems, overhead cranes, roofing and guttering and ensure the project is finished within a set time frame.

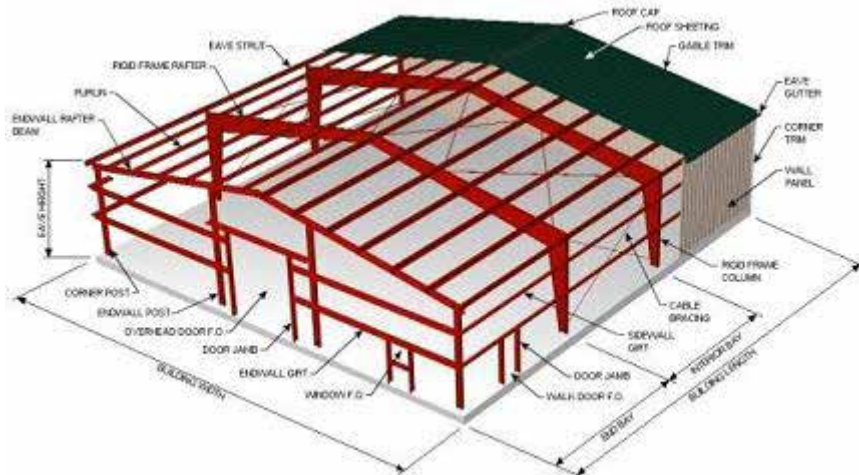
Steel Buildings Are An Ideal Solution For

Workshops  
Self Storage Units  
Factory Units  
Storage Sheds  
Aircraft Hangars  
And More....

Steel Building Advantages Include:-

Fast Construction Time  
Pre Fabricated Units  
Less On Site Work Required  
Low Cost Materials

**"Pre Fabricated Steel Buildings Provide A Fast, Cost Effective Solution To Space Needs"**




Contact us now for more information on Thailand +66 81 813 0094 or visit us at <http://www.kssthailand.com>



# Roofing

We provide a wide range of metal sheet and fiberglass roofing panels to suit both commercial and residential properties.



Choosing the proper metal roofing panel for your building is one of the first steps to achieving good energy efficiency.

We manufacture aesthetically pleasing, energy efficient, cost effective insulated metal roofing panels for this very purpose. Our insulated

metal roof panels provide high levels of insulation for metal roofs, thermal (R-value) performance and airtightness throughout the service life of the building, contributing towards achieving net-zero energy building\* targets and LEED® project certification.

Our metal roof panels are a standard design with easy installation methods which can reduce on-site installation time by up to 50% compared to other roofing methods and is suitable for new and retrofit applications across commercial, industrial and Domestic market sectors.

Our roofing is manufactured from high quality steel PPGI, PPGL, GL or GI and we also offer a range of fiberglass panels which can be used together with the steel panels to allow natural light into your building.

## Metal Roof Panel Features

**High R-Value** - Insulated metal roofing panels provide levels of thermal (R-value) and airtightness performance over the service life of the building and are exterior of the building structure to provide the best thermal envelope by reducing thermal bridging typical of metal roof systems.

**Tested & Approved** - All metal roof insulation panels have been extensively tested for compliance with various industry standards and building safety codes.


**Energy Efficiency** - Metal roofing panels have a core of continuous, rigid insulation for industry leading R- and U- values with superior airtightness performance.

**Indoor Environmental Quality** - Insulated metal roof panels help ensure a stable interior environment.

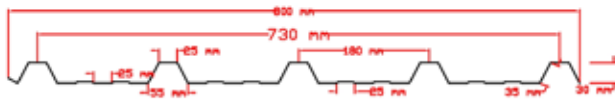
**Eased Construction** - The insulated metal roofing panel is simple in detail and attachment, reducing schedules and installation errors.

**Life-Cycled Benefits** - Metal roof insulation panels last as long as the service life of a typical commercial building. The durable metal roof panels also reduce operational costs for energy maintenance and offer multiple end-of-life reuse options.

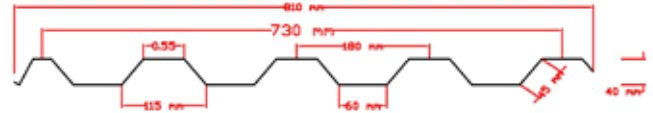
**Building Certification and Green Targets** - The insulated metal roofing panel contributes to LEED certification programs and the path to Net-Zero Energy.



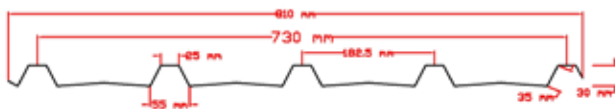
แผ่นหลังคาลอนตะเข็บคู่ LT-730



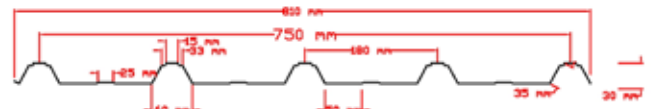
แผ่นหลังคาลอนคางหมู LT-730



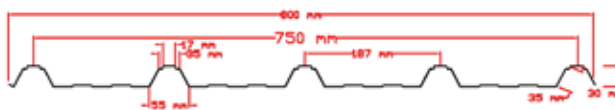
แผ่นหลังคาลอนหลังเต่า LT-730



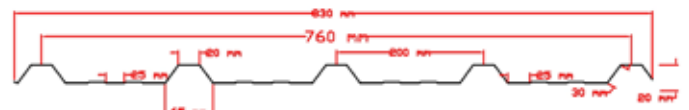
แผ่นหลังคาลอนรีดน้ำเส้นเดี่ยว LT-750




แผ่นหลังคาลอนรีดน้ำเส้นคู่ LT-750



แผ่นหลังคาลอนตะเข็บคู่ LT-760



## "Straight Roofing And Curved / Formed Roofing Panels"



นูโว บลู  
(Nuvo Blue)





ไบรท์ กรีน  
(Bright Green)



เอเชียัน ไวท์  
(Asian White)



คาสเทิล เรด  
(Castle Red)



Roofing Materials  
PPGI - Pre Painted Galvanized Steel  
PPGL - Pre Painted Galvalume Steel  
GL - Galvalume Roofing Panels  
GI - Galvanized Roofing Panels  
Fiberglass - Natural Light Panels  
Insulated & Non Insulated Panels



Roofing panels available in standard colours or can be matched to the RAL Colour Code.



If you find a better price we will beat it Guaranteed!  
Terms & Conditions Apply

Contact us now for more information on Thailand +66 81 813 0094 or visit us at <http://www.kssthailand.com>



# Collapsible Gates / Retractable Doors

Our full range of collapsable doors and gates are an ideal solution for premises with limited installation space. Gates and Doors can be fitted to almost any opening and provide a strong secure barrier.



## "Strong & Secure For Windows or Doors"

Collapsible gates are a fully retractable security system which provide an exceptionally strong barrier to your premises.

Gates can be fitted with a hinged track which can be removed if required.

Doors are available in fully solid or open designs as well as DOUBLE LAYER. Gates can fit almost any opening and are suitable for internal or external installation.

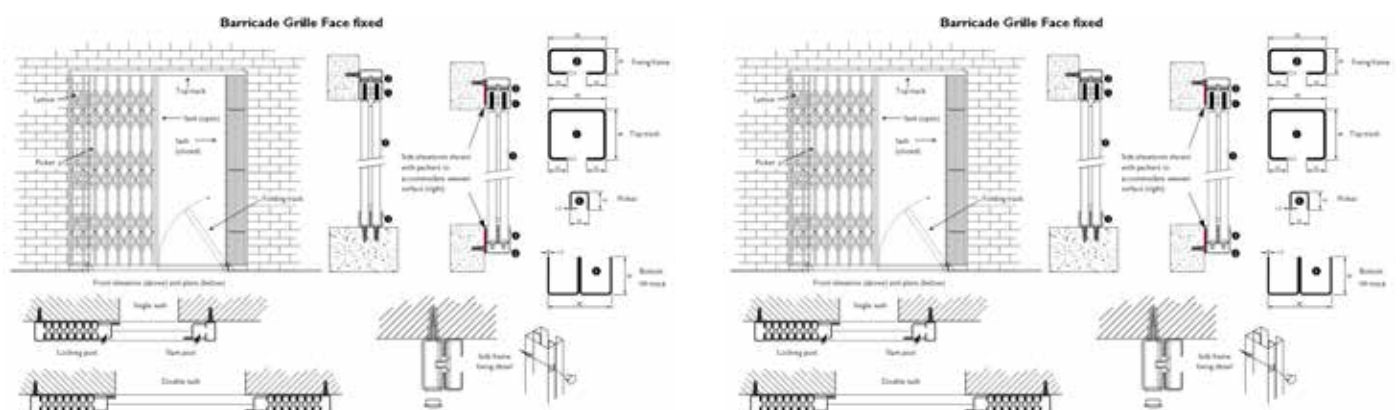
Collapsible gates come in a variety of colours and styles and can be custom made to your requirements.



X-lattice




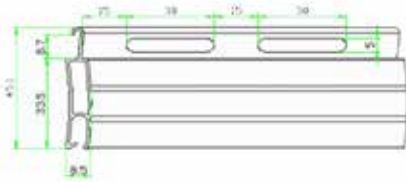

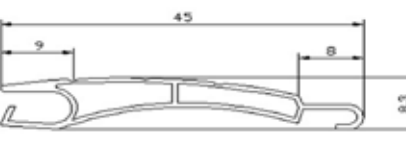

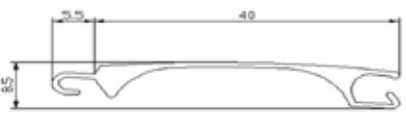

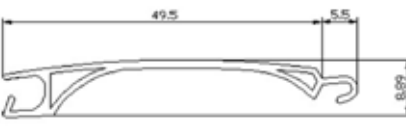

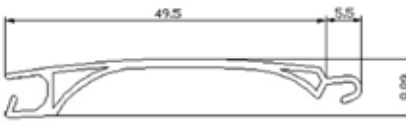

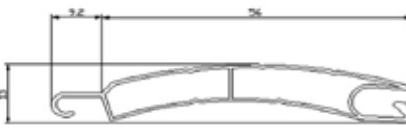

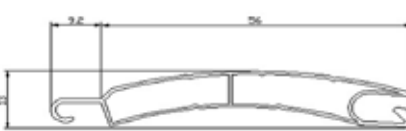

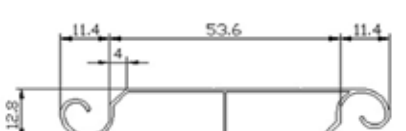

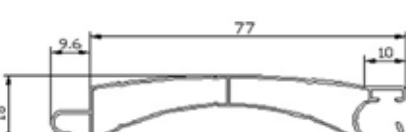
S-lattice



### TECHNICAL SPECIFICATION

Vertical Strut Material :	1mm - 2mm Pre Painted Galvanised Steel or Prime Powder Coated Steel
Paint Specification :	Coated Thickness = 40 - 75 Microns. Anti corrosive coating with 5 micron primer.
Brace Material :	4mm Galvanised Steel.
Minimum Shutter Width :	500mm
Maximum Shutter Width :	Can be manufactured to any widths on request.
Operation :	Manual Operation. High tensile steel rollers for easy opening.
Warranty :	Shutter Parts 1 Year / Paint Coating 1 Years Anti Fade & Anti Corrosion

Contact us now for more information on Thailand +66 81 813 0094 or visit us at <http://www.kssthailand.com>

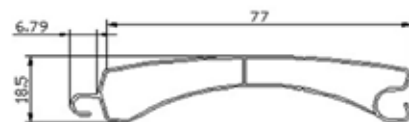
	<div>Model : ALU-33A - 33mm Double Layer Slat</div> <table><tr><td>Material :</td><td>Aluminum</td><td>Maximum Width :</td><td>2.5m</td></tr><tr><td>Slat Height :</td><td>33mm</td><td>Maximum Height :</td><td>5.0m</td></tr><tr><td>Nominal Thickness :</td><td>1.0mm</td><td>Minimum Roller Diameter :</td><td>60mm</td></tr><tr><td>Weight Per Sqm (M²) :</td><td>7.3kg</td><td colspan="2">Powder Coated or Painted</td></tr><tr><td>Slat Per Meter :</td><td></td><td colspan="2">Insulated or Non Insulated</td></tr></table>	Material :	Aluminum	Maximum Width :	2.5m	Slat Height :	33mm	Maximum Height :	5.0m	Nominal Thickness :	1.0mm	Minimum Roller Diameter :	60mm	Weight Per Sqm (M²) :	7.3kg	Powder Coated or Painted		Slat Per Meter :		Insulated or Non Insulated		
Material :	Aluminum	Maximum Width :	2.5m																			
Slat Height :	33mm	Maximum Height :	5.0m																			
Nominal Thickness :	1.0mm	Minimum Roller Diameter :	60mm																			
Weight Per Sqm (M²) :	7.3kg	Powder Coated or Painted																				
Slat Per Meter :		Insulated or Non Insulated																				
	<div>Model : ALU-37A - 37mm Double Layer Slat</div> <table><tr><td>Material :</td><td>Aluminum</td><td>Maximum Width :</td><td>2.5m</td></tr><tr><td>Slat Height :</td><td>37mm</td><td>Maximum Height :</td><td>5.0m</td></tr><tr><td>Nominal Thickness :</td><td>0.80mm</td><td>Minimum Roller Diameter :</td><td>60mm</td></tr><tr><td>Weight Per Sqm (M²) :</td><td>6.8kg</td><td colspan="2">Powder Coated or Painted</td></tr><tr><td>Slat Per Meter :</td><td></td><td colspan="2">Insulated or Non Insulated</td></tr></table>	Material :	Aluminum	Maximum Width :	2.5m	Slat Height :	37mm	Maximum Height :	5.0m	Nominal Thickness :	0.80mm	Minimum Roller Diameter :	60mm	Weight Per Sqm (M²) :	6.8kg	Powder Coated or Painted		Slat Per Meter :		Insulated or Non Insulated		
Material :	Aluminum	Maximum Width :	2.5m																			
Slat Height :	37mm	Maximum Height :	5.0m																			
Nominal Thickness :	0.80mm	Minimum Roller Diameter :	60mm																			
Weight Per Sqm (M²) :	6.8kg	Powder Coated or Painted																				
Slat Per Meter :		Insulated or Non Insulated																				
	<div>Model : ALU-39A - 39mm Single Layer Open Slat</div> <table><tr><td>Material :</td><td>Aluminum</td><td>Maximum Width :</td><td>2.5m</td></tr><tr><td>Slat Height :</td><td>39mm</td><td>Maximum Height :</td><td>5.0m</td></tr><tr><td>Nominal Thickness :</td><td>1.20mm</td><td>Minimum Roller Diameter :</td><td>60mm</td></tr><tr><td>Weight Per Sqm (M²) :</td><td>5.7kg</td><td colspan="2">Powder Coated or Painted</td></tr><tr><td>Slat Per Meter :</td><td></td><td colspan="2">Non Insulated / Clear Inserts (Optional)</td></tr></table>	Material :	Aluminum	Maximum Width :	2.5m	Slat Height :	39mm	Maximum Height :	5.0m	Nominal Thickness :	1.20mm	Minimum Roller Diameter :	60mm	Weight Per Sqm (M²) :	5.7kg	Powder Coated or Painted		Slat Per Meter :		Non Insulated / Clear Inserts (Optional)		
Material :	Aluminum	Maximum Width :	2.5m																			
Slat Height :	39mm	Maximum Height :	5.0m																			
Nominal Thickness :	1.20mm	Minimum Roller Diameter :	60mm																			
Weight Per Sqm (M²) :	5.7kg	Powder Coated or Painted																				
Slat Per Meter :		Non Insulated / Clear Inserts (Optional)																				
	<div>Model : ALU-49A - 49mm Patterned Open Slat</div> <table><tr><td>Material :</td><td>Aluminum</td><td>Maximum Width :</td><td>2.5m</td></tr><tr><td>Slat Height :</td><td>49mm</td><td>Maximum Height :</td><td>5.0m</td></tr><tr><td>Nominal Thickness :</td><td>1.20mm</td><td>Minimum Roller Diameter :</td><td>60mm</td></tr><tr><td>Weight Per Sqm (M²) :</td><td>4.9kg</td><td colspan="2">Powder Coated or Painted</td></tr><tr><td>Slat Per Meter :</td><td></td><td colspan="2">Insulated or Non Insulated</td></tr></table>	Material :	Aluminum	Maximum Width :	2.5m	Slat Height :	49mm	Maximum Height :	5.0m	Nominal Thickness :	1.20mm	Minimum Roller Diameter :	60mm	Weight Per Sqm (M²) :	4.9kg	Powder Coated or Painted		Slat Per Meter :		Insulated or Non Insulated		
Material :	Aluminum	Maximum Width :	2.5m																			
Slat Height :	49mm	Maximum Height :	5.0m																			
Nominal Thickness :	1.20mm	Minimum Roller Diameter :	60mm																			
Weight Per Sqm (M²) :	4.9kg	Powder Coated or Painted																				
Slat Per Meter :		Insulated or Non Insulated																				
	<div>Model : ALU-49B - 49mm Single Layer Open Slat</div> <table><tr><td>Material :</td><td>Aluminum</td><td>Maximum Width :</td><td>2.5m</td></tr><tr><td>Slat Height :</td><td>49mm</td><td>Maximum Height :</td><td>5.0m</td></tr><tr><td>Nominal Thickness :</td><td>1.20mm</td><td>Minimum Roller Diameter :</td><td>60mm</td></tr><tr><td>Weight Per Sqm (M²) :</td><td>4.7kg</td><td colspan="2">Powder Coated or Painted</td></tr><tr><td>Slat Per Meter :</td><td></td><td colspan="2">Non Insulated / Clear Inserts (Optional)</td></tr></table>	Material :	Aluminum	Maximum Width :	2.5m	Slat Height :	49mm	Maximum Height :	5.0m	Nominal Thickness :	1.20mm	Minimum Roller Diameter :	60mm	Weight Per Sqm (M²) :	4.7kg	Powder Coated or Painted		Slat Per Meter :		Non Insulated / Clear Inserts (Optional)		
Material :	Aluminum	Maximum Width :	2.5m																			
Slat Height :	49mm	Maximum Height :	5.0m																			
Nominal Thickness :	1.20mm	Minimum Roller Diameter :	60mm																			
Weight Per Sqm (M²) :	4.7kg	Powder Coated or Painted																				
Slat Per Meter :		Non Insulated / Clear Inserts (Optional)																				
	<div>Model : ALU-55A - 55mm Double Layer Slat</div> <table><tr><td>Material :</td><td>Aluminum</td><td>Maximum Width :</td><td>2.5m</td></tr><tr><td>Slat Height :</td><td>55mm</td><td>Maximum Height :</td><td>5.0m</td></tr><tr><td>Nominal Thickness :</td><td>0.80mm</td><td>Minimum Roller Diameter :</td><td>60mm</td></tr><tr><td>Weight Per Sqm (M²) :</td><td>6.2kg</td><td colspan="2">Powder Coated or Painted</td></tr><tr><td>Slat Per Meter :</td><td></td><td colspan="2">Insulated or Non Insulated</td></tr></table>	Material :	Aluminum	Maximum Width :	2.5m	Slat Height :	55mm	Maximum Height :	5.0m	Nominal Thickness :	0.80mm	Minimum Roller Diameter :	60mm	Weight Per Sqm (M²) :	6.2kg	Powder Coated or Painted		Slat Per Meter :		Insulated or Non Insulated		
Material :	Aluminum	Maximum Width :	2.5m																			
Slat Height :	55mm	Maximum Height :	5.0m																			
Nominal Thickness :	0.80mm	Minimum Roller Diameter :	60mm																			
Weight Per Sqm (M²) :	6.2kg	Powder Coated or Painted																				
Slat Per Meter :		Insulated or Non Insulated																				
	<div>Model : ALU-55B - 55mm Double Layer Slat</div> <table><tr><td>Material :</td><td>Aluminum</td><td>Maximum Width :</td><td>2.5m</td></tr><tr><td>Slat Height :</td><td>55mm</td><td>Maximum Height :</td><td>5.0m</td></tr><tr><td>Nominal Thickness :</td><td>0.80mm</td><td>Minimum Roller Diameter :</td><td>60mm</td></tr><tr><td>Weight Per Sqm (M²) :</td><td>7.0kg</td><td colspan="2">Powder Coated or Painted</td></tr><tr><td>Slat Per Meter :</td><td></td><td colspan="2">Insulated or Non Insulated</td></tr></table>	Material :	Aluminum	Maximum Width :	2.5m	Slat Height :	55mm	Maximum Height :	5.0m	Nominal Thickness :	0.80mm	Minimum Roller Diameter :	60mm	Weight Per Sqm (M²) :	7.0kg	Powder Coated or Painted		Slat Per Meter :		Insulated or Non Insulated		
Material :	Aluminum	Maximum Width :	2.5m																			
Slat Height :	55mm	Maximum Height :	5.0m																			
Nominal Thickness :	0.80mm	Minimum Roller Diameter :	60mm																			
Weight Per Sqm (M²) :	7.0kg	Powder Coated or Painted																				
Slat Per Meter :		Insulated or Non Insulated																				
	<div>Model : ALU-65 - 65mm Double Layer Slat</div> <table><tr><td>Material :</td><td>Aluminum</td><td>Maximum Width :</td><td>2.5m</td></tr><tr><td>Slat Height :</td><td>65mm</td><td>Maximum Height :</td><td>5.0m</td></tr><tr><td>Nominal Thickness :</td><td>0.00mm</td><td>Minimum Roller Diameter :</td><td>60mm</td></tr><tr><td>Weight Per Sqm (M²) :</td><td>6.3kg</td><td colspan="2">Powder Coated or Painted</td></tr><tr><td>Slat Per Meter :</td><td></td><td colspan="2">Insulated or Non Insulated</td></tr></table>	Material :	Aluminum	Maximum Width :	2.5m	Slat Height :	65mm	Maximum Height :	5.0m	Nominal Thickness :	0.00mm	Minimum Roller Diameter :	60mm	Weight Per Sqm (M²) :	6.3kg	Powder Coated or Painted		Slat Per Meter :		Insulated or Non Insulated		
Material :	Aluminum	Maximum Width :	2.5m																			
Slat Height :	65mm	Maximum Height :	5.0m																			
Nominal Thickness :	0.00mm	Minimum Roller Diameter :	60mm																			
Weight Per Sqm (M²) :	6.3kg	Powder Coated or Painted																				
Slat Per Meter :		Insulated or Non Insulated																				
	<div>Model : ALU-77A - 77mm Double Layer Slat</div> <table><tr><td>Material :</td><td>Aluminum</td><td>Maximum Width :</td><td>2.5m</td></tr><tr><td>Slat Height :</td><td>77mm</td><td>Maximum Height :</td><td>5.0m</td></tr><tr><td>Nominal Thickness :</td><td>0.80mm</td><td>Minimum Roller Diameter :</td><td>60mm</td></tr><tr><td>Weight Per Sqm (M²) :</td><td>6.3kg</td><td colspan="2">Powder Coated or Painted</td></tr><tr><td>Slat Per Meter :</td><td></td><td colspan="2">Insulated or Non Insulated</td></tr></table>	Material :	Aluminum	Maximum Width :	2.5m	Slat Height :	77mm	Maximum Height :	5.0m	Nominal Thickness :	0.80mm	Minimum Roller Diameter :	60mm	Weight Per Sqm (M²) :	6.3kg	Powder Coated or Painted		Slat Per Meter :		Insulated or Non Insulated		
Material :	Aluminum	Maximum Width :	2.5m																			
Slat Height :	77mm	Maximum Height :	5.0m																			
Nominal Thickness :	0.80mm	Minimum Roller Diameter :	60mm																			
Weight Per Sqm (M²) :	6.3kg	Powder Coated or Painted																				
Slat Per Meter :		Insulated or Non Insulated																				

Contact us now for more information on Thailand +66 81 8130094 or visit us at <http://www.kssthailand.com>



**Model : ALU-77B - 77mm Double Layer Slat**

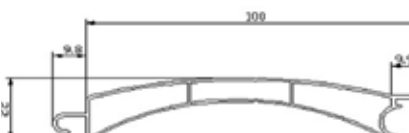
Material :	Aluminum	Maximum Width :	2.5m
Slat Height :	77mm	Maximum Height :	5.0m
Nominal Thickness :	0.80mm	Minimum Roller Diameter :	60mm
Weight Per Sqm (M <sup>2</sup> ) :	6.3kg	Powder Coated or Painted	
Slat Per Meter :		Insulated or Non Insulated	

**Model : ALU-77D - 77mm Single Layer Open Slat**

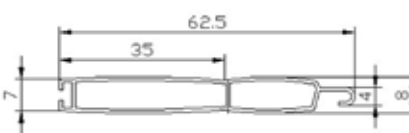
Material :	Aluminum	Maximum Width :	2.5m
Slat Height :	77mm	Maximum Height :	5.0m
Nominal Thickness :	1.20mm	Minimum Roller Diameter :	60mm
Weight Per Sqm (M <sup>2</sup> ) :	5.6kg	Powder Coated or Painted	
Slat Per Meter :		Non Insulated / Clear Inserts (Optional)	

**Model : ALU-100A - 100mm Double Layer Open Slat**

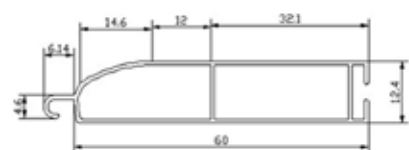
Material :	Aluminum	Maximum Width :	2.5m
Slat Height :	100mm	Maximum Height :	5.0m
Nominal Thickness :	1.20mm	Minimum Roller Diameter :	60mm
Weight Per Sqm (M <sup>2</sup> ) :	8.3kg	Powder Coated or Painted	
Slat Per Meter :		Non Insulated / Clear Inserts (Optional)	

**Model : ALU-DL55B - 55mm Double Layer Slat**

Material :	Aluminum	Maximum Width :	2.5m
Slat Height :	49mm	Maximum Height :	5.0m
Nominal Thickness :	1.20mm	Minimum Roller Diameter :	60mm
Weight Per Sqm (M <sup>2</sup> ) :		Powder Coated or Painted	
Slat Per Meter :		Insulated or Non Insulated	

**Model : ALU-DL60A - 60mm Double Layer Slat**

Material :	Aluminum	Maximum Width :	2.5m
Slat Height :	60mm	Maximum Height :	5.0m
Nominal Thickness :	0.80mm	Minimum Roller Diameter :	60mm
Weight Per Sqm (M <sup>2</sup> ) :		Powder Coated or Painted	
Slat Per Meter :		Insulated / Non Insulated	

**Model : ALU-DL77B - 77mm Double Layer Slat**

Material :	Aluminum	Maximum Width :	2.5m
Slat Height :	77mm	Maximum Height :	5.0m
Nominal Thickness :	0.90mm	Minimum Roller Diameter :	60mm
Weight Per Sqm (M <sup>2</sup> ) :		Powder Coated or Painted	
Slat Per Meter :		Insulated or Non Insulated	

**Model : ALU-DL100B - 100mm Double Layer Slat**

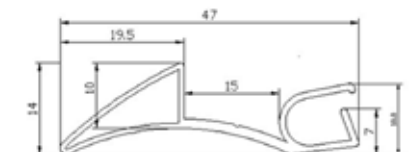
Material :	Aluminum	Maximum Width :	2.5m
Slat Height :	100mm	Maximum Height :	5.0m
Nominal Thickness :	1.10mm	Minimum Roller Diameter :	60mm
Weight Per Sqm (M <sup>2</sup> ) :	7.0kg	Powder Coated or Painted	
Slat Per Meter :		Insulated or Non Insulated	

**Model : ALU-TS28 - 28mm Top Slat**

Material :	Aluminum	Maximum Width :	2.5m
Slat Height :	65mm	Maximum Height :	5.0m
Nominal Thickness :	1.60mm	Minimum Roller Diameter :	60mm
Weight Per Meter M :	6.3kg	Powder Coated or Painted	
Slats Used Per Door	1	Insulated or Non Insulated	

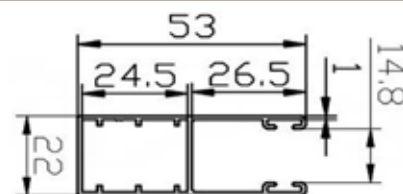
**Model : ALU-TS55 - 77mm Top Slat**

Material :	Aluminum	Maximum Width :	2.5m
Slat Height :	55mm	Maximum Height :	5.0m
Nominal Thickness :	1.40mm	Minimum Roller Diameter :	60mm
Weight Per Meter M :	6.3kg	Powder Coated or Painted	
Slats Used Per Door :		Insulated or Non Insulated	

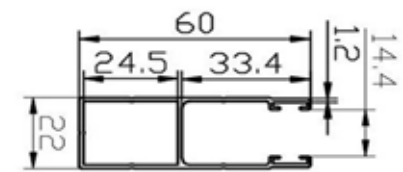


**Model : ALU-DG53A - 53mm Side Guide**

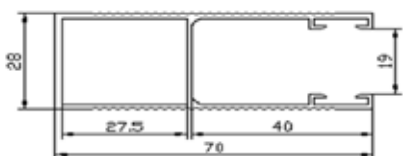
Material :	Aluminum	Used For Door Models
Column Width :	53mm	
Nominal Thickness :	1.00mm	
Weight Per Meter :		Powder Coated or Painted
Silencing Brushes	Yes	Additional Sensors Fitted (Optional)

**Model : ALU-DG60K - 60mm Side Guide**

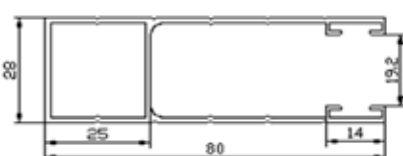
Material :	Aluminum	Used For Door Models
Column Width :	60mm	
Nominal Thickness :	1.20mm	
Weight Per Meter :		Powder Coated or Painted
Silencing Brushes	Yes	Additional Sensors Fitted (Optional)

**Model : ALU-DG70 - 70mm Side Guide**

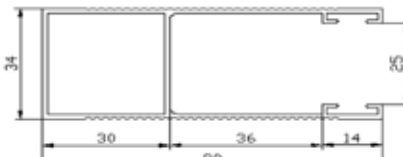
Material :	Aluminum	Used For Door Models
Column Width :	70mm	
Nominal Thickness :	1.60mm	
Weight Per Meter :		Powder Coated or Painted
Silencing Brushes	Yes	Additional Sensors Fitted (Optional)

**Model : ALU-DG80A - 80mm Side Guide**

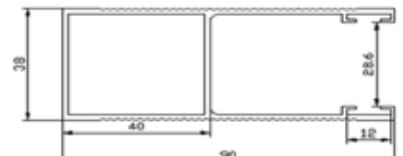
Material :	Aluminum	Used For Door Models
Column Width :	80mm	
Nominal Thickness :	1.60mm	
Weight Per Meter :		Powder Coated or Painted
Silencing Brushes	Yes	Additional Sensors Fitted (Optional)

**Model : ALU-DG80B - 80mm Side Guide**

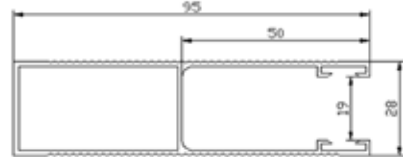
Material :	Aluminum	Used For Door Models
Column Width :	80mm	
Nominal Thickness :	1.60mm	
Weight Per Meter :		Powder Coated or Painted
Silencing Brushes	Yes	Additional Sensors Fitted (Optional)

**Model : ALU-DG90A - 90mm Side Guide**

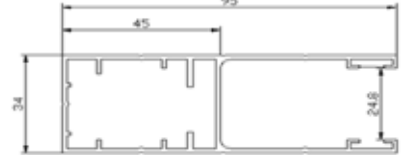
Material :	Aluminum	Used For Door Models
Column Width :	90mm	
Nominal Thickness :	1.60mm	
Weight Per Meter :		Powder Coated or Painted
Silencing Brushes	Yes	Additional Sensors Fitted (Optional)

**Model : ALU-DG95A - 95mm Side Guide**

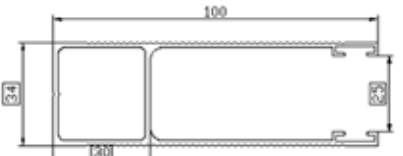
Material :	Aluminum	Used For Door Models
Column Width :	95mm	
Nominal Thickness :	1.60mm	
Weight Per Meter :		Powder Coated or Painted
Silencing Brushes	Yes	Additional Sensors Fitted (Optional)

**Model : ALU-DG95B - 95mm Side Guide**

Material :	Aluminum	Used For Door Models
Column Width :	95mm	
Nominal Thickness :	1.60mm	
Weight Per Meter :		Powder Coated or Painted
Silencing Brushes	Yes	Additional Sensors Fitted (Optional)

**Model : ALU-DG100A - 100mm Side Guide**

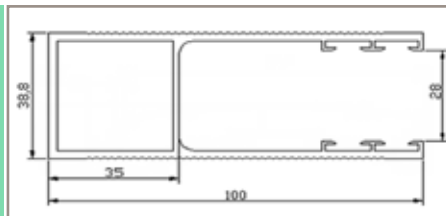
Material :	Aluminum	Used For Door Models
Column Width :	100mm	
Nominal Thickness :	2.00mm	
Weight Per Meter :		Powder Coated or Painted
Silencing Brushes	Yes	Additional Sensors Fitted (Optional)



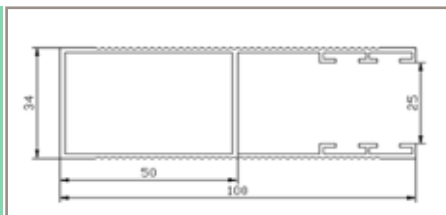



**Model : ALU-DG100B - 100mm Side Guide**

Material :	Aluminum	Used For Door Models
Column Width :	100mm	
Nominal Thickness :	2.40mm	
Weight Per Meter :		Powder Coated or Painted
Silencing Brushes	Yes	Additional Sensors Fitted (Optional)


**Model : ALU-DG100C - 100mm Side Guide**

Material :	Aluminum	Used For Door Models
Column Width :	100mm	
Nominal Thickness :	1.50mm	
Weight Per Meter :		Powder Coated or Painted
Silencing Brushes	Yes	Additional Sensors Fitted (Optional)


**Model : ALU-SP200 - 200mm Side Plate**

Material :	Aluminum	Used For Door Models
Width :	200mm	
Nominal Thickness :	2.00mm	
Weight Per Meter :		Powder Coated or Painted
		Additional Sensors Fitted (Optional)


**Model : ALU-SP220 - 220mm Side Plate**

Material :	Aluminum	Used For Door Models
Width :	220mm	
Nominal Thickness :	2.00mm	
Weight :		Powder Coated or Painted
		Additional Sensors Fitted (Optional)


**Model : ALU-SP240 - 260mm Side Plate**

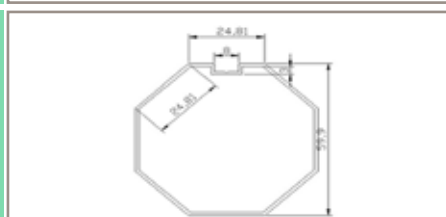
Material :	Aluminum	Used For Door Models
Width :	260mm	
Nominal Thickness :	3.50mm	
Weight :		Powder Coated or Painted
		Additional Sensors Fitted (Optional)


**Model : ALU-SP260 - 300mm Side Plate**

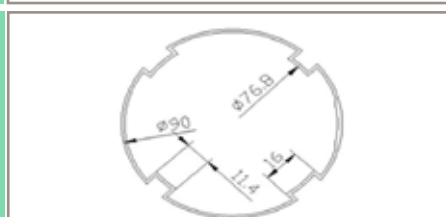
Material :	Aluminum	Used For Door Models
Width :	300mm	
Nominal Thickness :	4.00mm	
Weight :	6.3kg	Powder Coated or Painted
		Additional Sensors Fitted (Optional)


**Model : ALU-DG95A - 95mm Side Guide**


Material :	Aluminum	Used For Door Models
Diameter :	60mm	
Nominal Thickness :	1.20mm	
Weight Per Meter :	6.3kg	Powder Coated or Painted
Silencing Brushes	Yes	Additional Sensors Fitted (Optional)


**Model : ALU-DG95B - 95mm Side Guide**

Material :	Aluminum	Used For Door Models
Column Width :	76.8mm	
Diameter :	1.50mm	
Weight Per Meter :	6.3kg	Powder Coated or Painted
Silencing Brushes	Yes	Additional Sensors Fitted (Optional)



**Model : ALU-DG100A - 100mm Side Guide**

Material :	Steel PPGI	Sizes Available
Length :	By Meter	200mm x 200mm / 220mm x 220mm
Nominal Thickness :	0.60mm	260mm x 260mm / 300mm / 300mm
Weight Per Meter :		Powder Coated or Painted
		Easy Installation




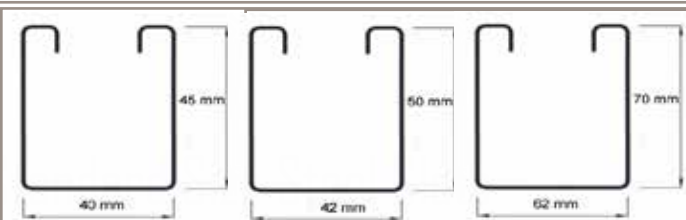
# Steel Door Guides

(Available In A Full Range Of Colours / With or Without Silencing Strip)




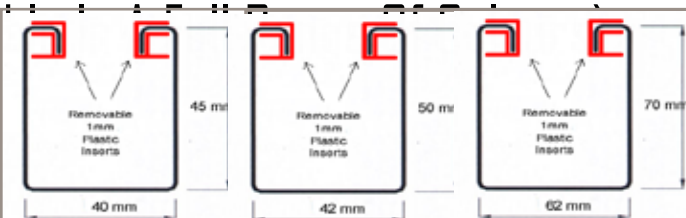
**Model : STL - DOOR GUIDE  
(No Rubber Insert)**

Material :	PPGI / Galvanised / Zinc Coated
Sizes :	40mm x 45mm / 42mm x 50mm / 62mm x 70mm
Material Thickness :	0.90mm / 1.2mm / 1.6mm



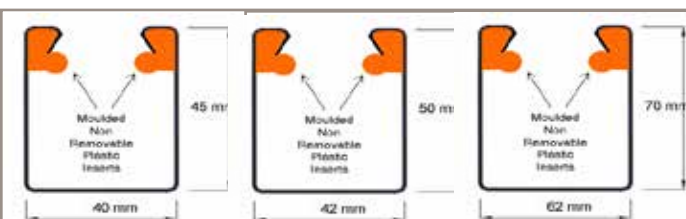
**Model : STL - DOOR GUIDE  
(Removable Insert)**

Material :	PPGI / Galvanised / Zinc Coated
Sizes :	40mm x 45mm / 42mm x 50mm / 62mm x 70mm
Material Thickness :	0.90mm / 1.2mm / 1.6mm



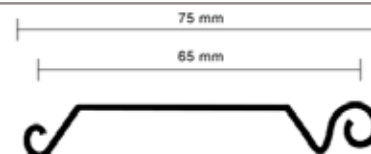
**Model : STL - DOOR GUIDE  
(Non Removable Insert)**

Material :	PPGI / Galvanised / Zinc Coated
Sizes :	40mm x 45mm / 42mm x 50mm / 62mm x 70mm
Material Thickness :	0.90mm / 1.2mm / 1.6mm



## Standard Height Steel Slats

Thickness = 0.40mm (#23) / 0.60mm (#22)




**Model : Small Standard Door Slat  
Grey**

Material :	PPGI / PPGL / Zinc
Slat Height :	75mm
Nominal Thickness :	0.40mm (#22) / 0.60mm (#23)
Weight Per Meter :	



**Model : Small Standard Door Slat  
Beige**

Material :	PPGI / PPGL / Zinc
Slat Height :	75mm
Nominal Thickness :	0.40mm (#22) / 0.60mm (#23)
Weight Per Meter :	



**Model : Small Standard Door Slat  
Stainless Steel**

Material :	Stainless Steel
Slat Height :	75mm
Nominal Thickness :	0.40mm (#22) / 0.60mm (#23)
Weight Per Meter :	




**Model : Small Standard Door Slat  
Textured Deep Sea Blue**

Material :	PPGI / PPGL / Zinc
Slat Height :	75mm
Nominal Thickness :	0.40mm (#22) / 0.60mm (#23)
Weight Per Meter :	



**Model : Small Standard Door Slat  
Textured Mountain Green**

Material :	PPGI / PPGL / Zinc
Slat Height :	75mm
Nominal Thickness :	0.40mm (#22) / 0.60mm (#23)
Weight Per Meter :	



**Model : Small Standard Door Slat  
Textured Sherry Pink**

Material :	PPGI / PPGL / Zinc
Slat Height :	75mm
Nominal Thickness :	0.40mm (#22) / 0.60mm (#23)
Weight Per Meter :	



**Model : Small Standard Door Slat  
Textured Peanut Butter**

Material :	PPGI / PPGL / Zinc
Slat Height :	75mm
Nominal Thickness :	0.40mm (#22) / 0.60mm (#23)
Weight Per Meter :	



**Model : Small Standard Door Slat  
Textured Asian White**

Material :	PPGI / PPGL / Zinc
Slat Height :	75mm
Nominal Thickness :	0.40mm (#22) / 0.60mm (#23)
Weight Per Meter :	



Slats Are Available In A Much Larger Range Of Colours To Suit Your Requirements.

Please Contact Us For Full Colour Range Or If You Require Colour Matching.

Contact us now for more information on Thailand +66 81 8130094 or visit us at <http://www.kssthailand.com>



## Large Size Steel Slats

Thickness = 0.60mm (#22) / 0.90mm (#20) / 1.20mm (#18)




**Model : Large Door Slat  
Grey**

Material :	PPGI / PPGL / Zinc
Slat Height :	85mm
Nominal Thickness :	0.60 (#22)/ 0.90 (#20)/ 1.20 (#18)
Weight Per Meter :	



**Model : Large Door Slat  
Beige**

Material :	PPGI / PPGL / Zinc
Slat Height :	85mm
Nominal Thickness :	0.60 (#22)/ 0.90 (#20)/ 1.20 (#18)
Weight Per Meter :	




**Model : Large Door Slat  
Stainless Steel**

Material :	Stainless Steel
Slat Height :	85mm
Nominal Thickness :	0.60 (#22)/ 0.90 (#20)/ 1.20 (#18)
Weight Per Meter :	




**Model : Large Door Slat  
Textured Deep Sea Blue**

Material :	PPGI / PPGL / Zinc
Slat Height :	85mm
Nominal Thickness :	0.60 (#22)/ 0.90 (#20)/ 1.20 (#18)
Weight Per Meter :	



**Model : Large Door Slat  
Textured Mountain Green**

Material :	PPGI / PPGL / Zinc
Slat Height :	85mm
Nominal Thickness :	0.60 (#22)/ 0.90 (#20)/ 1.20 (#18)
Weight Per Meter :	



**Model : Large Door Slat  
Textured Sherry Pink**

Material :	PPGI / PPGL / Zinc
Slat Height :	85mm
Nominal Thickness :	0.60 (#22)/ 0.90 (#20)/ 1.20 (#18)
Weight Per Meter :	



**Model : Large Door Slat  
Textured Peanut Butter**

Material :	PPGI / PPGL / Zinc
Slat Height :	85mm
Nominal Thickness :	0.60 (#22)/ 0.90 (#20)/ 1.20 (#18)
Weight Per Meter :	

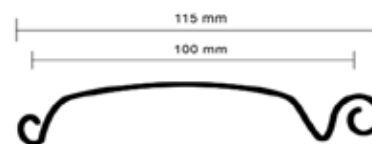


**Model : Large Door Slat  
Textured Asian White**

Material :	PPGI / PPGL / Zinc
Slat Height :	85mm
Nominal Thickness :	0.60 (#22)/ 0.90 (#20)/ 1.20 (#18)
Weight Per Meter :	

## Jumbo Size Steel Slats

Thickness = 0.90mm (#20) / 1.20mm (#18)



**Model : Jumbo Door Slat  
Grey**

Material :	PPGI / PPGL / Zinc
Slat Height :	115mm
Nominal Thickness :	0.90mm (#20) / 1.20mm (#18)
Weight Per Meter :	



**Model : Jumbo Door Slat  
Beige**

Material :	PPGI / PPGL / Zinc
Slat Height :	115mm
Nominal Thickness :	0.90mm (#20) / 1.20mm (#18)
Weight Per Meter :	



**Model : Jumbo Door Slat  
Stainless Steel**

Material :	Stainless Steel
Slat Height :	115mm
Nominal Thickness :	0.90mm (#20) / 1.20mm (#18)
Weight Per Meter :	


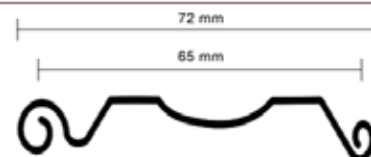


**Model : Jumbo Door Slat  
Any Colour Required**

Material :	PPGI / PPGL / Zinc
Slat Height :	115mm
Nominal Thickness :	0.90mm (#20) / 1.20mm (#18)
Weight Per Meter :	

## Small Double Ridged Steel Slats

Thickness = 0.40mm (#23) / 0.60mm (#22)



**Model : Small Double Ridge Door Slat  
Grey / Beige / All Colours**

Material :	PPGI / PPGL / Zinc
Slat Height :	72mm
Nominal Thickness :	0.40mm (#22) / 0.60mm (#23)
Weight Per Meter :	


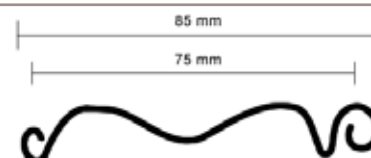


**Model : Small Double Ridge Door Slat  
Stainless**

Material :	PPGI / PPGL / Zinc
Slat Height :	72mm
Nominal Thickness :	0.40mm (#22) / 0.60mm (#23)
Weight Per Meter :	

## Large Double Ridged Steel Slats

Thickness = 0.40mm (#23) / 0.60mm (#22)



**Model : Large Double Ridge Door Slat  
Grey / Beige / All Colours**

Material :	Stainless Steel
Slat Height :	85mm
Nominal Thickness :	0.40mm (#22) / 0.60mm (#23)
Weight Per Meter :	

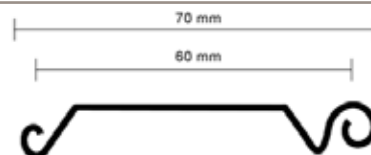


**Model : Large Double Ridge Door Slat  
Beige / Stainless**

Material :	PPGI / PPGL / Zinc
Slat Height :	85mm
Nominal Thickness :	0.40mm (#22) / 0.60mm (#23)
Weight Per Meter :	

## Patterned & Perforated Steel Slats

Thickness = 0.40mm (#23) / 0.60mm (#22)




**Model : Patterned Door Slat  
Grey / Beige / All Colours**

Material :	PPGI / PPGL / Zinc
Slat Height :	70mm
Nominal Thickness :	0.40mm (#22) / 0.60mm (#23)
Weight Per Meter :	



**Model : Patterned Door Slat  
Grey / Beige / All Colours**

Material :	PPGI / PPGL / Zinc
Slat Height :	70mm
Nominal Thickness :	0.40mm (#22) / 0.60mm (#23)
Weight Per Meter :	



**Model : Perforated Door Slat  
Grey / Beige / All Colours**

Material :	PPGI / PPGL / Zinc
Slat Height :	70mm
Nominal Thickness :	0.40mm (#22) / 0.60mm (#23)
Weight Per Meter :	




**Model : Perforated Door Slat  
Stainless**

Material :	PPGI / PPGL / Zinc
Slat Height :	70mm
Nominal Thickness :	0.40mm (#22) / 0.60mm (#23)
Weight Per Meter :	

## Wind Vent Steel Slats

All Slats Are Available With Wind Vents If Required



**Model : Small Standard Door Slat  
Grey / Beige / All Colours**

Material :	PPGI / PPGL / Zinc
Slat Height :	70mm - 115mm
Nominal Thickness :	0.40mm (#22) / 0.60mm (#23)
Weight Per Meter :	



**Model : Small Standard Door Slat  
Stainless Steel**

Material :	Stainless
Slat Height :	70mm - 115mm
Nominal Thickness :	0.40mm (#22) / 0.60mm (#23)
Weight Per Meter :	



Slats Are Available In A Much Larger Range Of Colours To Suit Your Requirements.  
Please Contact Us For Full Colour Range Or If You Require Colour Matching.

Contact us now for more information on Thailand +66 81 8130094 or visit us at <http://www.kssthailand.com>



# Top Selling Roller Door Parts

We Stock Over 300 Parts For Roller Shutter Doors And Other Products. Below Are Some Of The Most Common Items Used By Our Customers



## Pulley Wheel With Standard Bearing Available in 7" or 9"

Material :	Zinc Coated Steel
Sizes :	7" & 9" Diameter
Nominal Thickness :	3mm
Shaft Size :	42mm



## Pulley Wheel With 6309 Bearing Available in 7" or 9"

Material :	Zinc Coated Steel
Sizes :	7" & 9" Diameter
Nominal Thickness :	3mm
Shaft Size :	42mm



## Sliding Door Bolt To Fit Steel Roller Doors

Material :	Galvanised Steel
Sizes :	30cm With Right Angle Arm
Nominal Thickness :	5mm Steel



## Floor Lock To Fit Steel Roller Doors

Material :	Galvanised Steel / Stainless
Nominal Thickness :	3mm - 4mm Steel



## Roller Shutter Center Column Lock Female Section For Floor

Material :	Galvanised Steel
Sizes :	1 Standard Size For All Doors
Nominal Thickness :	3mm - 4mm Steel



## Roller Shutter Center Column Lock Male Section For Column

Material :	Galvanised Steel
Sizes :	1 Standard Size For All Doors
Nominal Thickness :	3mm - 4mm



## Roller Shutter Standard Lock MS / SKC

Material :	Toughened Zinc Coated Steel
Sizes :	1 Standard Size
Lock Details :	Manual Key / Star Key



## Roller Shutter Auto Sprung Lock SKC / Taiwan

Material :	Toughened Steel Wire Rod
Sizes :	1 Standard Size
Lock Details :	Auto Sprung / Locks On Close
	Manual Open From Inside



## Replacement Remotes Suitable For All Doors

Remote Details :	433hz - 1000hz
Sizes :	Auto Tune To Doors
Colour & Styles :	Various Colours & Styles
Functions :	Up / Down / Stop / Lock / Rotate



## Modern Door Controller Suitable For All Doors

Controller :	Automatic Door Controller
Door Types :	Suitable For Domestic Doors
Functions :	Up to 100 Remotes / Auto Close
	Obstacle Protection / Alarm Etc.



## Obstacle Protection / Daylight Sensor Can Be Fitted To All Doors

Sensor :	Obstacle / Daylight Mode
Frequency :	433hz
Suitable For :	All Doors Can Be Fitted



## WIFI Remote Wall Switch Can Be Fitted To All Doors. No Cables

Colour :	White
Function :	WIF Control / No Cables Needed
	Up / Down / Stop
	Auto Tune To Controllers



## Roller Shutter Anti Lift Device Suitable For Aluminium Shutters

Material :	Toughened Plastic / Aluminum
Suitable For :	Aluminum Doors
	Prevents Doors Being Lifted
	When In Closed Position



## Roller Shutter Electric Auto Lock Suitable For All Doors

Material :	Steel Lock / Remote Control
Suitable For :	All Doors
Function :	Auto Lock. Remote Lock
	Emergency Open



## Roller Shutter Door Hooks From 0.5m - 3m Length

Material :	Toughened Zinc Coated Steel
Sizes :	0.5m - 3m Lengths
Nominal Thickness :	5mm - 10mm Steel



## Roller Shutter Door Torsion Springs From 3mm - 15mm Thickness

Material :	Toughened Steel Wire Rod
Sizes :	From 5 Turns To 100 Turns
Nominal Thickness :	3mm - 15mm


















Please Contact Us For Our FULL Catalogue With Over 300 Spares, Parts & Accessories

Contact us now for more information on Thailand +66 81 813 0094 or visit us at <http://www.kssthailand.com>

# Roller Shutter Colour Charts

We Can Manufacture In Any Colour Based On The RAL Codes. Below Are Our STANDARD Colour Ranges.  
Please Contact Us For Colour Matching And Full Options

ROLLER SHUTTER STANDARD		SPECIAL SHUTTER COLOURS			
					
					
					
					

TEXTURED COLOURS					
					
					
					

ALUZINC (GL)		PATTERNED / METTALIC FINISHED STEEL (PPGL)			
					
					

Contact us now for more information on Thailand +66 81 8130094 or visit us at <http://www.kssthailand.com>



# Roofing & Steel Coil Colour Charts

## STEEL ROOFING / COIL / SHUTTER COLOURS

<p>Colour Name : NUVO BLUE Finish : High Gloss 60-80%</p>	<p>Colour Name : BRIGHT GREEN Finish : High Gloss 60-80%</p>	<p>Colour Name : ASIAN WHITE Finish : High Gloss 60-80%</p>	<p>Colour Name : CASTLE RED Finish : High Gloss 60-80%</p>
<p>Colour Name : MG YELLOW Finish : High Gloss 60-80%</p>	<p>Colour Name : TIGER RED Finish : High Gloss 60-80%</p>	<p>Colour Name : BRICK ORANGE Finish : High Gloss 60-80%</p>	<p>Colour Name : NATURAL BROWN Finish : High Gloss 60-80%</p>
<p>Colour Name : PEANUT BUTTER Finish : High Gloss 60-80%</p>	<p>Colour Name : BANANA LEAF Finish : High Gloss 60-80%</p>	<p>Colour Name : SHAMPOO BLUE Finish : High Gloss 60-80%</p>	<p>Colour Name : BANGJAK GREEN Finish : High Gloss 60-80%</p>

## ALUZINC (GL)

<p>AZ70 - AZ150 SMALL SPANGLE ANTIFINGER</p>	<p>AZ70 - AZ150 REGULAR SPANGLE ANTIFINGER</p>
<p>GREEN COATED AZ70 - AZ150 SMALL SPANGLE ANTIFINGER</p>	<p>BLUE COATED AZ70 - AZ150 SMALL SPANGLE ANTIFINGER</p>

## TEXTURED COLOURS

<p>Nuvo Blue Texture</p>	<p>Bright Green Texture</p>	<p>Asian White Texture</p>	<p>Castle Red Texture</p>	<p>MG Yellow Texture</p>	<p>Tiger Red Texture</p>
<p>Brick Orange Texture</p>	<p>Natural Brown Texture</p>	<p>Peanut Butter Texture</p>	<p>Banana Leaf Texture</p>	<p>Shampoo Blue Texture</p>	<p>Bang Jak Green Texture</p>
<p>Lemon Green Texture</p>	<p>Citrus Orange Texture</p>	<p>Sky Blue Texture</p>	<p>Dark Pink Texture</p>		

## THAILANDS TOP 6 - TEXTURED COLOURS

<p>Sky Blue Texture</p>	<p>Dark Pink Texture</p>	<p>Baitong Green Texture</p>	<p>Asian White Texture</p>	<p>Natural Brown Texture</p>	<p>Peanut Butter Texture</p>
-----------------------------	------------------------------	----------------------------------	--------------------------------	----------------------------------	----------------------------------

Contact us now for more information on Thailand +66 81 813 0094 or visit us at <http://www.kssthailand.com>